



**READ ON
NOTTINGHAM**



Nottingham
City Council

*Connecting
Stories*



**Reading with your child for 10
minutes a day will make them
happy and help them learn**

Share a story every
day to encourage a
love of reading

Talk to your child about
what is happening in
the story or pictures

Repeat and re-read
the same story over
and over again

Visit your local library
and let your child
choose their book

 fb.com/ReadOnNottm

 readonnottingham.org.uk

 nottingham@literacytrust.org.uk



Read On Nottingham supports local families to improve their children's literacy and encourage them to read anywhere and everywhere. Here are a few ideas to get you started

Sharing a book

- Find a quiet time and sit with your child
- Bring the book to life: make faces, use voices and actions
- Use the pictures in the book to re-tell the story in English or another language



Try this: Play and learn at the same time with lift-the-flap books. Encourage your child to lift the flap and build anticipation on what will happen. Play peek-a-boo as you read!



At home

- Talk about the day ahead: *"first we'll get dressed, then we'll have breakfast"*
- Chat while doing your daily chores: *"let's hang out the washing ... blue trousers, 1, 2 socks"*
- Play simple fun games to help your child learn



Try this: Pass toys or objects back and forth, talk about taking turns, and describe the object






Out and about




- Chat to your child anywhere and everywhere: on the bus and walking to the shops
- Talk about where you're going and what you're going to do
- Point out things on the way – a tree, a red car, three birds, a busy bus stop – children learn words the more they hear them




Try this: Listen to the sounds you hear, talk about them and encourage your child to make them e.g. dogs barking and traffic noises



Songs and rhymes

- 
- Babies and children love songs and rhymes because they like to hear your voice
 - Children love the repetitive language and actions of rhymes
 - Singing is a great way to bond with your child and helps them learn language – encourage everyone in the family to join in!





Try singing these:

Hickory Dickory Dock

Twinkle Twinkle Little Star

1,2,3,4,5 Once I caught a fish alive



Sing this nursery rhyme with your child and have fun wiggling around like a worm. Then you may like to colour in the pictures together.

Wiggly Woo nursery rhyme



There's a worm at the bottom of the garden

And his name is Wiggly Woo

There's a worm at the bottom of the garden

And all that he can do

Is wiggle all night


And wiggle all day



Whatever else the people do say

There's a worm at the bottom of the garden

And his name is Wiggly Woo.



Find more tips, ideas and activities to improve your children's literacy skills:

wordsforlife.org.uk

Develop chat, play and reading, find nursery rhymes, plus multi-lingual tips in 18 languages!

smallstepsbigchanges.org.uk

Activities to help children grow up happy, healthy and confident

pathway.thebalancedsystem.org

Click on 'Parents and carers'

nottinghamcitylibraries.co.uk

Books, tots time, story sessions and more!